

DELPHI

BACK-LIT PANEL LIGHT | 1'X4' | 2'X2' | 2'X4'

Indoor Lighting | Panel Lights



OVERVIEW

Power Selectable	1'x4' : 20W-30W-40W 2'x2' : 20W-30W-40W 2'x4' : 30W-40W-50W
Voltage	AC 100-277V, 50/60 Hz
Power Factor	0.984
Efficacy	Up to 134lm/W
CCT Selectable	3500K-4000K-5000K
R9 (Red Value)	10
R13 (Skin Tones)	85
Beam Angle	120°
Light Distribution	Type VS
BUG Rating	B2-U1-G1
Dimmable	Continuous Dimming to 10% or Below
Operating Temperature	-14 °F to +113 °F
Suitable Location	DAMP
Ingress Protection Rating (IP)	IP40
Average Life (Hours)	50,000
LED Light Source	BRIDGELUX 2835
Driver	XZ-POWER
Power Supply	Hard Wired
Housing	Aluminum
Cover Material	Polycarbonate
Diffuser	Frosted
Finish	White

Product Description

The Delphi Back-Lit Panel is designed to meet federal compliance standards, featuring advanced CCT and power selectability for exceptional adaptability across commercial spaces. With superior optics and effective diffusion, it eliminates dark spots, delivering flicker-free illumination that enhances comfort and productivity. Leveraging streamlined production and rigorous quality validation, Delphi stands out for its unmatched durability and reliability in federal projects.

Features

- Premium quality with BAA & BABAA compliance, engineered using Tier-1 domestically sourced materials for federal compliance.
- Advanced CCT and power selectability ensures precise light management with consistent color quality.
- Effective diffusion with precision-crafted lenses for uniform illumination and smooth light output.
- Dimming-capable (0-10V) for seamless integration with standard lighting control systems.

Application Areas

Offices, Schools, Hospitals, Retail Stores, Airports, Commercial Spaces, Lobbies

Warranty



Warranty Limitations: To ensure eligibility, the product must be installed by a certified electrician in accordance with the guidelines outlined in the installation sheet. The fixture is designed for operation within ambient temperatures of -14°F to +113°F. The 10-year warranty remains valid only if all operating conditions strictly adhere to the parameters specified in the installation sheet. Any installation errors or deviations from the provided instructions will void warranty coverage.

Additional coverage options may be available for purchase—please contact IKIO representatives for more information. Warranty claims must be initiated by submitting a completed RMA form. For full warranty details and terms, refer to the comprehensive [warranty document](#).

DELPHI | Back-Lit Panel Light | Indoor Lighting



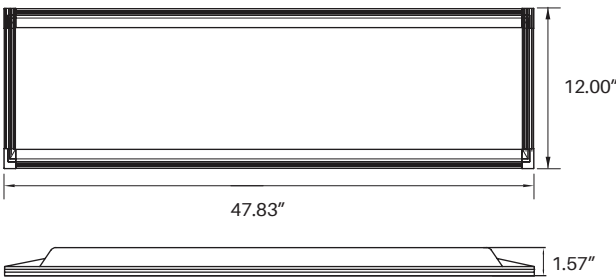
Product Specifications

PART NUMBER	POWER SELECTABLE (OPTIONS)	VOLTAGE	LUMENS OUTPUT	EFFICACY	CRI	CURRENT	CCT SELECTABLE	THD	LIGHT DISTRIBUTION
	W	V	lm	lm/W	A	K			
IK-BPL1-14-S0040-MV-D-CCT-WD-05-WH-BFU	20	120V-277V	2500	125	80	0.16	3500-4000-5000	15%	Type VS
	30		3750						
	40		5000						
IK-BPL1-22-S0040-MV-D-CCT-WD-05-WH-BFU	20	120V-277V	2769	134	85	0.16	3500-4000-5000	10.4%	Type VS
	30		4013						
	40		5275						
IK-BPL1-24-S0050-MV-D-CCT-WD-05-WH-BFU	30	120V-277V	4122	131	84	0.20	3500-4000-5000	9.9%	Type VS
	40		5215						
	50		6443						

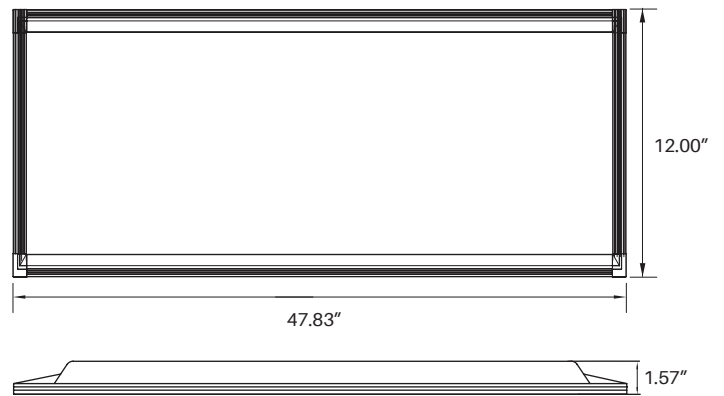
Note: Custom manufacturing options in CCT, wattage, voltage, light distribution, finish, and more are available upon request, subject to MOQ and lead time considerations.

Dimensions

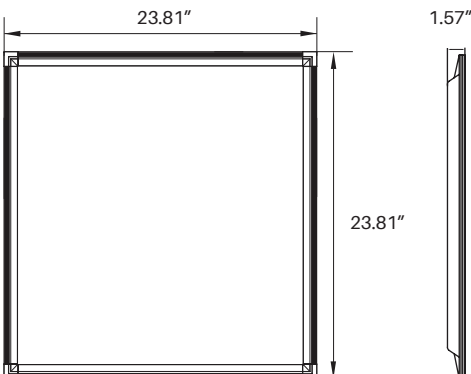
1'x4': **IK-BPL1-14-S0040** (20W-30W-40W)



2'x4': **IK-BPL1-24-S0050** (30W-40W-50W)



2'x2': **IK-BPL1-22-S0040** (20W-30W-40W)



DELPHI | Back-Lit Panel Light | Indoor Lighting



Product Ordering Information Typical order example: IK-BPL1-14-S0040-MV-D-CCT-WD-05-WH-BFU

LUMINAIRE FAMILY			ELECTRICAL / LIGHTING PERFORMANCE						CONSTRUCTION	
IK	BPL2			MV	D	CCT	WD	05	WH	BFU
BRAND	FAMILY/VERSION	SIZE	POWER (W)	VOLTAGE (V)	DIMMING	CCT (K)	DISTRIBUTION	DRIVER	FINISH	MANUFACTURER
IK IKIO	BPL1 DELPHI BACK-LIT PANEL LIGHT	14 1'X4'	S0040 20W-30W-40W	MV 120V-277V	D DIMMABLE	CCT 3500K-4000K-5000K	WD WIDE DISTRIBUTION	05 XZ-POWER	WH WHITE	BFU BRIGHT FUTURE USA, INC
		22 2'X2'	S0040 20W-30W-40W							
		24 2'X4'	S0050 30W-40W-50W							

Note: The "S0050" Option is available for 2'x4' size fixtures. Please ensure compatibility with this specific fixture size when selecting this option.

Accessories Ordering Information

PRODUCT CODE	DESCRIPTION	IMAGE	DOWNLOAD
IK-EMH-18170-HY	Emergency Pack For LED Fixture 18W/90 Min/Split Type/L		Download
IK-FPXX-SMT KIT	Surface Mount Kits		Download